



PYRUVATE KINASE

DETERMINATION PYRUVATE KINASE IN ERYTHROCYTES HAEMOLYSATE

Enzymatic method

Erythrocytes, serum or heparinized plasma

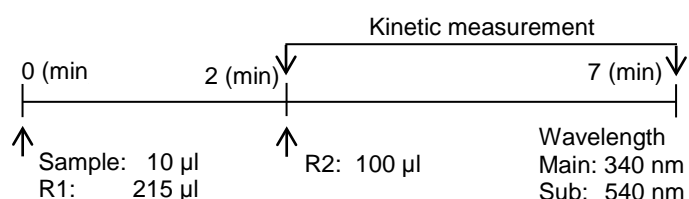
25 - 300 determinations per set

PK/G6PDH calibrator available

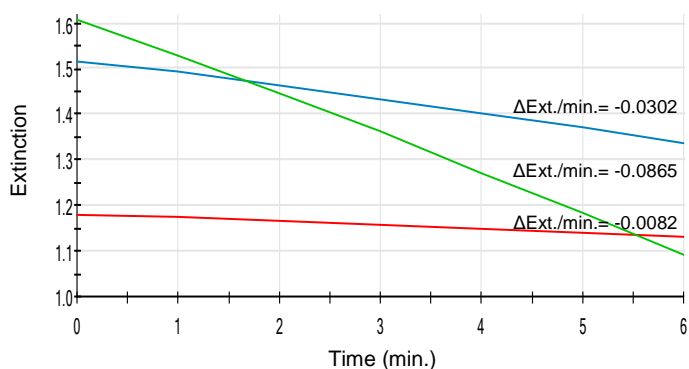
Controls covering the entire measuring range



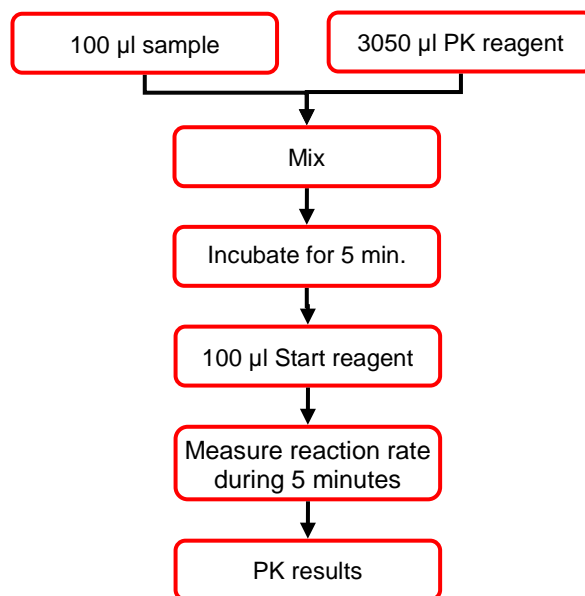
Settings for automatic analyzers



PK kinetic measurements



Manual procedure



Linearity: 6000 U/l

Mean CV's: 2.23%

Mean recovery: 99.8%

Correlation compared to other manufacturers: 0.984

Product name	Product no.	Quantity
Pyruvate Kinase Reagent Set	2926	25 -300 tests
PK / G-6-PDH Calibrator	2971	1 x 500 µl
PK / G-6-PDH Control Deficient Level	3141	1 x 500 µl
PK / G-6-PDH Control Normal Level	3142	1 x 500 µl
PK / G-6-PDH Control High Level	3143	1 x 500 µl
PK / G-6-PDH Digitonin Hemolyzing Reagent	3028	1 x 60 ml





instru**chemie** PYRUVATE KINASE

PYRUVATE KINASE

DETERMINATION OF PYRUVATE KINASE (EC 2.7.1.40) IN SERUM / HEPARINIZED PLASMA OR HAEMOLYSATE

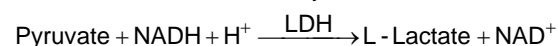
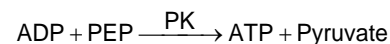
- Enzymatic Method
- For Manual and/or Automated Procedures
- Instrument Application Sheets Available
- Use erythrocytes, serum/heparinized plasma
- Also available: PK / G-6-PDH Controls
- Wavelength 340, 334, 365 nm
- After preparing Haemolysate determine:
G-6-PDH and PK in one sample



Products	Product no.	Quantity
Pyruvate Kinase Reagent Set	2926	25 - 300 tests
PK / G-6-PDH Calibrator	2971	1 x 500 µl
PK / G-6-PDH Control Deficient Level	3141	1 x 500 µl
PK / G-6-PDH Control Normal Level	3142	1 x 500 µl
PK / G-6-PDH Control HighLevel	3143	1 x 500 µl
PK / G-6-PDH Digitonin Hemolyzing Reagent	3028	1 x 60 ml

SUMMARY

ASSAY PRINCIPLE



SAMPLE MATERIAL

- Whole Blood, collected with EDTA, heparine or CPD (HAEMOLYSATE METHOD)
- Serum or heparinized plasma

LINEARITY

Up to 6000 Units/liter (HAEMOLYSATE METHOD)

EXPECTED VALUES

- Haemolysate : 7.4 – 16.4 Units/gram Hb (37 °C)
- Serum or heparinized plasma : < 50 Units/liter (37 °C)

QUALITY CONTROL

Products	Product no.	Quantity
PK / G-6-PDH Control Deficient Level	3141	1 x 500 µl
PK / G-6-PDH Control Normal Level	3142	1 x 500 µl
PK / G-6-PDH Control High Level	3143	1 x 500 µl

QUANTITY OF DETERMINATIONS

Procedure

- Manual : 25 tests
- Automated : 300 tests

NOTES

1. For in vitro diagnostic use only.
2. For professional use only.
3. Always contact INstru**chemie** for the complete product insert and latest edition.

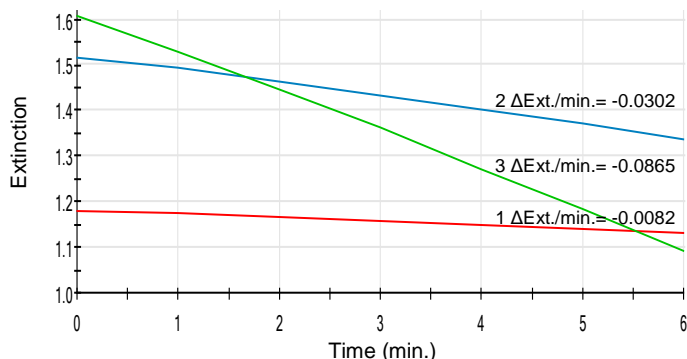


instru**chemie** PYRUVATE KINASE

ACTIVITY MEASUREMENT

The activities of a low (1), normal (2) and high (3) human haemolysate were measured with a spectrophotometer.

PK kinetic measurements



TEST CONDITIONS

All tests were conducted under the following conditions:

Temperature : 37 °C
 Wavelength : 340 nm
 Light path : Analyzer: 0.7 cm / Manual: 1.0 cm
 Blank : Reagent blank
 Sample : haemolysate

SENSITIVITY

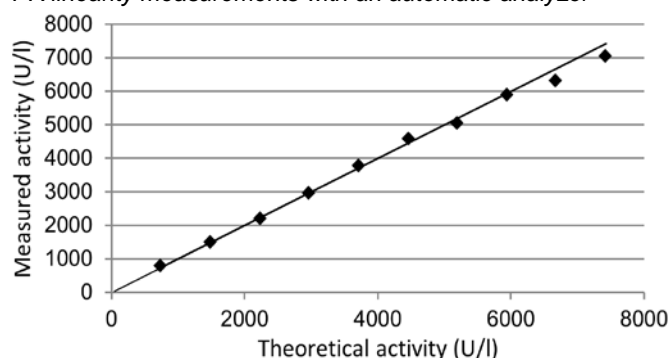
The sensitivity (limit of detection) was determined by measuring human control material (PK activity = 0 U/l) 20 times.

Sensitivity = 3 x standard deviation = 3 x 7 = 21 U/l

LINEARITY

The PK assay is linear up to 6000 U/l.

PK linearity measurements with an automatic analyzer



RECOVERY

The recovery is determined by measuring the PK activity in multiple control materials 10 times using an automatic analyzer.

Recovery:	Deficient level	Normal level	High level
Measured (U/l)	501	1587	3714
Activity (U/l)	500	1599	3714
Recovery (%)	100.2	99.2	100.0

PRECISION

The precision is determined by measuring a human haemolysate and PK Control Normal Level 10 times a day (repeatability) for 8 consecutive days (reproducibility), using an automatic analyzer.

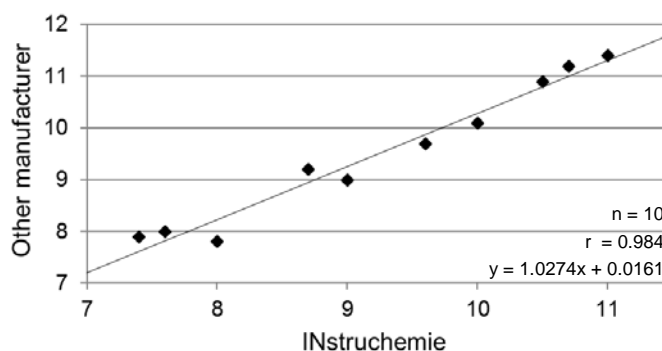
Repeatability:	Control (U/l)	Sample (U/g Hb)
Mean	1599	17.8
Standard deviation	29.62	0.42
Variation coefficient	1.85	2.36

Reproducibility:	Control (U/l)	Sample (U/g Hb)
Mean	1598	17.8
Standard deviation	23.32	0.58
Variation coefficient	1.46	3.26

CORRELATION

Pearsons' correlation is determined by measuring the PK activity in multiple human haemolysates with reagent of INstru**chemie** and reagent from another manufacturer.

Correlation measured with an automatic analyzer (U/g Hb)



Printed in the Netherlands, August 2018, Edition 4.0



INstruChemie PYRUVATE KINASE

FAX – FORM: +31-(0)596 – 634 755

TELEPHONE NO.: +31-(0)596 – 634 831

EMAIL: info@instruChemie.nl

Attn	INstruChemie B.V. Sales & Marketing
Tel no.	+31-(0)596 – 634 831
Fax no.	+31-(0)596 – 634 755
E-mail	info@instruChemie.nl
Date	August 2018
Reference	2180816-1.FEN

I would like:

<input type="checkbox"/>	Personal contact.	About:
--------------------------	--------------------------	---------------

<input type="checkbox"/>	More information.	About:
--------------------------	--------------------------	---------------

<input type="checkbox"/>	Actual prices.	Of:
--------------------------	-----------------------	------------

<input type="checkbox"/>	Catalogue.	
--------------------------	-------------------	--

Send to:

Name:			
Initials		Titel:	M / F
Function:			
Company/Lab:			
Departement:			
Address:			
City:			
Telephone:			
Fax:			
Email:			